

















## Final Results

RANKIN	TEAM	NAME	A	B	C	POINTS	RANKING
1	HUN	HUNGARY	<b>74,11</b>	<b>186,44</b>	<b>6,00</b>	<b>266,55</b>	<b>1</b>
		14 *HÓDI Károly	( 46.51)	94.35	( 21.22)		
		15 *HÖLLE Martin	31.86	92.09	3.00		
		22 *OSZTERTAG Kristof	42.25	(103.78)	3.00		
2	POL	POLAND	<b>103,95</b>	<b>198,34</b>	<b>7,98</b>	<b>310,27</b>	<b>2</b>
		36 *BARYLKO Marek	55.17	(104.95)	( 17.98)		
		37 *KOZLOWSKI Jacek	( 58.83)	97.88	4.98		
		38 *WOJTACHA Rafal	48.78	100.46	3.00		
3	AUT	AUSTRIA	<b>104,95</b>	<b>207,76</b>	<b>21,00</b>	<b>333,71</b>	<b>3</b>
		1 *ABERHAM Manfred	( 57.17)	(106.13)	( 15.45)		
		2 *STICKELBERGER Josef	55.44	105.05	9.00		
		3 *SZEDENIK Markus	49.51	102.71	12.00		
4	ROU	ROMANIA	<b>116,01</b>	<b>229,40</b>	<b>22,33</b>	<b>367,74</b>	<b>4</b>
		39 *CSORBA Carol	66.23	135.36	12.86		
		40 *NISTOR Nicolae	( 62.90)	(EL)	(-)		
		41 *RAKOCZI Gergo	49.78	94.04	9.47		
5	CRO	CROATIA	<b>114,01</b>	<b>239,11</b>	<b>60,02</b>	<b>413,14</b>	<b>5</b>
		4 *SUŠAC David	55.77	131.12	34.64		
		5 *VIDACIC Marko	58.24	107.99	25.38		

©Driving Program by Philippe Liénart (BEL) - philippe@lienart.com Scorer : Daniel Horvath

## OFFICIAL RESULTS 16:00

Signature President of the Jury