






## Final Results

RANK	TEAM	NAME	A	POINTS	RANKING
1	NED	NETHERLANDS	<b>137,26</b>	<b>137,26</b>	<b>1</b>
		30 *JANSSEN Brent	<del>(59.41)</del>		
	31 *PIJL Tamara	46.37			
		69 *RUTJENS Rodinde	45.18		
		70 *VAN DE BUNT Melanie	<del>(48.58)</del>		
			95 *CHARDON Edith		
		96 *HAMMINK Marijke	<del>(48.64)</del>		
2	GER	GERMANY	<b>140,32</b>	<b>140,32</b>	<b>2</b>
		22 *BERLAGE Katja	51.09		
	23 *GÄNSHIRT Fabian	<del>(52.03)</del>			
		58 *BAACKMANN Dieter	<del>(49.31)</del>		
		60 *PFEFFER Jan-Felix	43.92		
			89 *BRAUCHLE Steffen		
		92 *KNEIFEL Sven	<del>(52.37)</del>		
3	SUI	SWITZERLAND	<b>152,98</b>	<b>152,98</b>	<b>3</b>
		35 *SCHERRER Cédric	57.16		
	36 *SCHMID Doris	<del>(57.87)</del>			
		72 *KÖNIG Christof	<del>(59.03)</del>		
		73 *SCHMIDLIN Lea	48.11		
			99 *FALK Dominic		
		100 *SCHERRER Yannik	47.71		
4	BEL	BELGIUM	<b>154,09</b>	<b>154,09</b>	<b>4</b>
		6 *PIROTTE Gilles	52.74		
	7 *TINLOT Sven	<del>(58.17)</del>			
		44 *VAN DEN BROECK Pieter	<del>(64.63)</del>		
		45 *VAN PRAET Nico	52.17		
			78 *BAX Tinne		
		79 *VAN DEN BOSCH Bert	<del>(59.97)</del>		
5	FRA	FRANCE	<b>162,22</b>	<b>162,22</b>	<b>5</b>
		14 *CHRISTMANN Anna	<del>(62.47)</del>		
	17 *LEFORT Claire	52.74			
		54 *POENTIS Carine	<del>(54.31)</del>		
		55 *SELLE Jean Frederic	48.71		
			82 *ARRIAT Gilles		
		85 *PARIAT Caroline	60.77		
6	GBR	GREAT BRITAIN	<b>165,25</b>	<b>165,25</b>	<b>6</b>
		19 *BUCK Robert	53.45		
	21 *WALTERS-SYMONS Rosan	<del>(61.35)</del>			
		56 *ADAMS Joseph	<del>(65.49)</del>		
		57 *SNOW Averina	59.43		
			86 *CAMPBELL Roger		
		87 *HOWE Sara	<del>(65.76)</del>		



## Final Results

RANK	TEAM	NAME	A	POINTS	RANKING	
7	DEN	DENMARK	<b>171,25</b>	<b>171,25</b>	<b>7</b>	
		8 *BLAABJERG Karina	<del>(69.14)</del>			
		9 *BUCHWALD Maria	58.11			
			49 *IRMING Anette Holst			<del>(63.90)</del>
			50 *PETERSEN Niels S.			62.50
81 *DAU Lars	50.64					
8	HUN	HUNGARY	<b>181,41</b>	<b>181,41</b>	<b>8</b>	
		27 *GENZWEIN Marina	66.13			
		28 *KARSAY Sándor	<del>(69.55)</del>			
			62 *BALLA Evelin			60.50
			65 *LEHOCZ Dávid			<del>(61.37)</del>
93 *JÁMBOR Vilmos	54.78					
94 *ROHR Máté	<del>(63.50)</del>					
9	AUT	AUSTRIA	<b>186,67</b>	<b>186,67</b>	<b>9</b>	
		1 *BALDAUF Bernhard	<del>(59.52)</del>			
		4 *SCHÖFTNER Michaela	57.75			
			40 *ELEND Roman			56.70
			41 *HOLZINGER Simone			<del>(62.10)</del>
77 *KOLLROS Julia	72.22					

©Driving Program by Philippe Liénart (BEL) - philippe@lienart.com

## OFFICIAL RESULTS 15:17

Signature President of the Jury